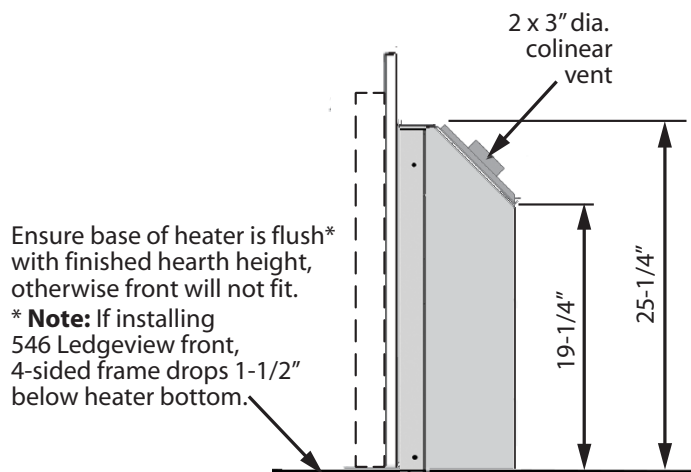
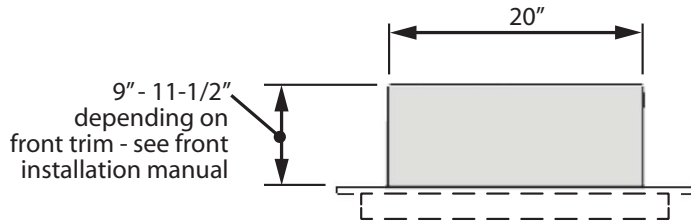
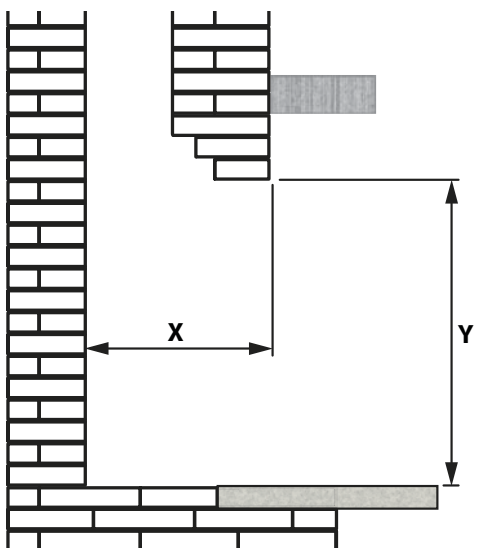


Dimensions



**530 insert engine with
standard co-linear vent**



Cavity

Check that masonry step does not interfere with install dimensions or vent pipe.

If mantel is combustible, see section *Clearances* for allowable clearances.

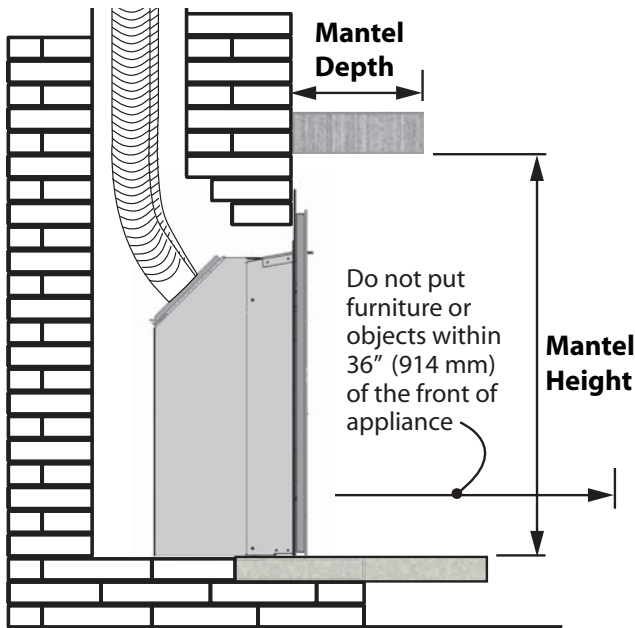
Minimum width of fireplace opening at front: 20-1/2" (521 mm)

X = 9"–11-1/2" (229–292 mm)—varies with front trim options

Y = 25-1/2" (648 mm)

Note: Using 546 Ledgeview front requires additional
1-1/2" (38 mm) cavity height.

Clearances



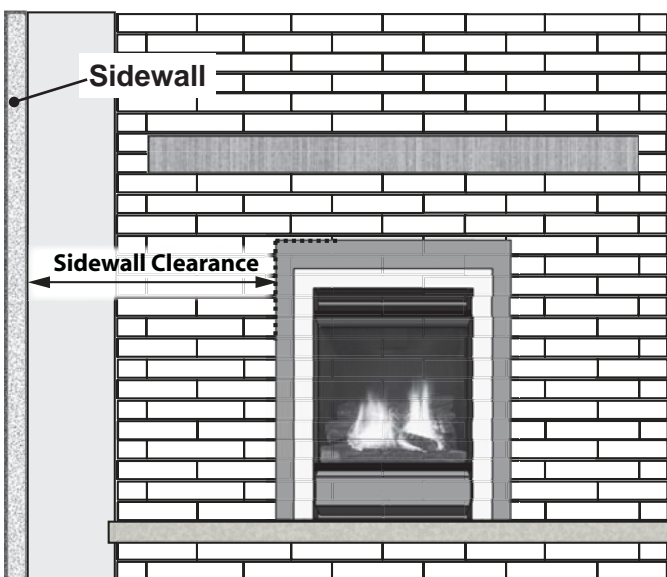
Combustible Mantel Clearances

See Front trim installation manual.

Finishing Materials

Combustible materials: Material such as wood, compressed paper, plant fibers, plastics or any material capable of igniting and burning, whether flame-proofed or not, plastered or un-plastered.

Non-combustible materials: Material such as steel, iron brick, tile, concrete or materials that bear the UL mark for zero (0) fire rating.



Sidewall Clearances

See Front trim installation manual.